

PRODUCTS AVAILABLE:
Inspired 'Bi folding' doors
Inspired 'Sliding' doors
Frameless glazing
Architectural aluminium
Commercial shopfront



**INSPIRED
SLIDING
DOORS**

www.inspiredslidingdoors.com

Tel: 0161 222 5930 or 292 3353

SHOWROOM NOW OPEN

Inspired Bi Folding Doors

Bringing the great outdoors into your home.
Relax and enjoy the ambience created
by an Inspired Bi folding doors.



Quality Bespoke Bi folding doors.

Inspired Bi folding doors transform
your home and the way you live.
Relax in stylish open plan
living areas or enjoy a stunning
panoramic view from your bedroom.



Create the perfect Inspired Bi folding door to complement your home.

You will feel like you're living the outside inside by opening entire facades in your home and make the most out of a beautiful garden. The modern aesthetics of the inspired Bi folding doors will add a touch of finesse to any external aspect of your home. When closed, Inspired doors will complement your home with striking glass facade that is pleasing on the eye. Fold the sashes back to give a stunning opening that draws the exterior ambience into the comfort of your home.

The aluminium profiles are designed to give strength and durability to ensure a structurally sound product that requires minimal maintenance and delivers reliable performance over a lifetime of use.

Inspired Bi folding doors fold open effortlessly, gliding on stainless steel rollers allowing unrestricted thoroughfares and the maximum use of space and light. The signature smooth contours and clean lines create an attractive aesthetic that will complement any home, whatever your taste or style.

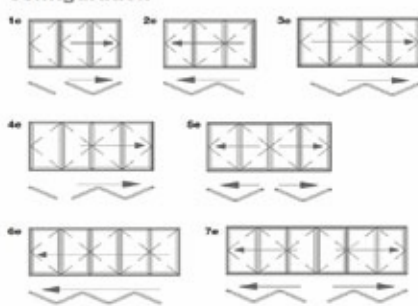
Our Bi fold aluminium sections utilise latest polyamide thermal barrier technology. This advanced profile technology creates a thermal transmittance barrier between the cold outside and the warm inside, keeping your home warm and comfortable even in the coldest weather, helping to reduce bills. The sashes can be glazed with a range of double or triple glazed sealed units up to 38mm, and threshold options are available to give improved weather performance.



Your home will be protected from unwelcome visitors with the assurance given by high security multi-point locking mechanisms fitted on opening sashes & shoot bolts locks on floating sashes. All doors are internally glazed units as standard. We offer a choice of handles in a range of standard colours & finishes or we can colour match all fittings to match the powder coated colour of the door.



Configuration



Sliding sashes have the option of folding back internally or externally, with a wide choice of sash opening configurations as above. Place the opening sash at the side so the sashes all fold one way, at one end, to create a single entrance door for easy access, or in the centre like French doors with two stacks folding each side.

Aluminium profiles are finished in polyester powder coated paint finish available in a huge range of colours and finishes that includes dual colour, realistic wood and our exclusive Sensations range of metallic finishes that combine with a unique tactile finish, bringing style and durability to any building project. The polyester powder coated paint finish is produced to the highest standards and quality assured by our suppliers 25 year paint guarantee*.

Inspired Sliding Doors



Shut out the cold, Inspired sliding doors give optimum thermal performance keeping your home warm and comfortable whatever the weather.

Our doors feature signature slimline sash and tracks with polyamide thermal barriers that allow dual colour painting allowing inside and outside to be different colours



Our in-house Fully Chartered Architectural company [m t architectural.co.uk](http://m.t.architectural.co.uk) will design your door or your whole building project if required.



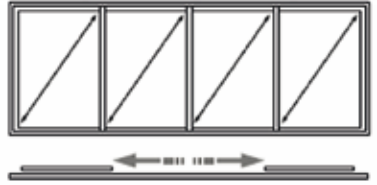
Inspired **Sliding Doors**, performance and elegance combined.

Inspired sliding doors deliver optimum performance and are tested to the highest standards to guarantee reliability. The strong, thermally broken highly engineered aluminium sections extruded by the country's leading aluminium manufacturer enable the creation of dramatic sliding sashes with thin site lines and increase glazed area without reducing thermal or weather resistance. Special sliding mechanisms enable even the largest sashes to slide open and close smoothly, whatever the size. When closed these large sliding doors form a thermally efficient glass facade, a wonderful way to flood a space with light and enjoy beautiful views.

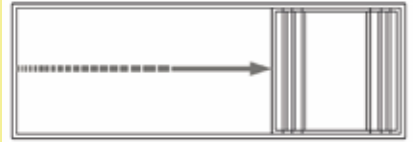
The thermal performance of the aluminium sections is enhanced with polyamide thermal barrier technology, enabling the doors to exceed the performance of the current building regulations. Sliding sashes will accept a range of glazing options, including double or triple glazed units up to 29mm.

If you desire a wider than normal clear opening, our doors have the option of utilising a triple track system that allows multiple slider to open in the same direction at once, giving two thirds clear opening.

Where an application requires a sliding door that will perform to the most extreme performance: either very large oversized openings or the most severe weather conditions, or 'Superglide' extreme performance sliding door offers the ideal solution. Styled with the same clean aesthetics as You can have peace of mind knowing your home security is assured with high security multi-point hook locking mechanisms fitted as standard, with additional security of internally glazed sashes.



SLIDING DOORS CREATE LARGE GLASS AREAS AND EASY TO OPERATE.



TRIPLE TRACK OPTION WILL GIVE WIDER CLEAR OPENING.

Our doors feature slimline sash and tracks with polyamide thermal barriers that allow dual colour painting allowing in /outside to be different colours. Aluminium profiles are finished in polyester powder coated paint finish available in a huge range of colours and finishes that includes dual colour, realistic wood and our exclusive Sensations range of metallic finishes that combine with a unique tactile finish, bringing style and durability to any building project. The polyester powder coated paint finish is produced to the highest standards and quality assured by our suppliers 25 year paint guarantee*.

Enjoy beautiful views from the warmth and comfort of your own home.


Our doors are complemented by a range of furniture options featuring traditional lever/lever, 'D' looped handles or Large feature pull handles. Handles are available in a choice of standard colours, with the additional option to colour match the handles to match the colour of the doors.



Inspired **Frameless glazing & Architectural aluminium.**



Elegant Bespoke design



Inspired sliding doors can design & fabricate any architectural aluminium panels and cladding to create an elegant addition to your doors.

Our in-house Fully Chartered Architectural company [m t architectural.co.uk](http://m.t.architectural.co.uk) can create elegant design solutions which Inspired will lovingly fabricate.

Inspired Commercial shopfronts.



Inspired Shopfront Screen

- Economical solution for ground floor treatment, shop front and commercial display windows
- Shuffle glazed system designed for single and double glazed units up to 28mm
- Comprehensive range of ancillary screening profiles including fixed couplers and variable angle corner posts
- Extensive range of paint finishes painted to Qualicoat standard

Inspired Shopfront Doors

- Heavy Duty commercial doors designed specifically for high traffic commercial applications
- Shopline offers a range of profiles for concealed overhead closer, rebated, automated sliding and swing doors
- Choice of specialist hardware including high security commercial locks
- Range of thresholds including drainage, single and double ramp details compatible with DDA requirements
- Reinforced profiles designed specifically for automated doors
- Extensive range of door profiles including a choice of anti-finger trap stiles, midrails, and jambs
- Compatible with electric automation and locks

A range of profiles are available to produce pivot swing doors, hinged pivot doors and sliding doors. Stiles are in sizes to suit doors for use in heavy traffic areas and for doors in very heavy traffic areas such as hospitals, schools and supermarkets.



About our supplier of aluminium & powder coating: over 30 years leading in their field.



ABOUT OUR SUPPLIER OF ALUMINIUM & POWDER COATING

We purchase all our extrusions from the countries leading supplier who have the most modern and efficient manufacturing and extruding plant in the UK. They take pride in delivering the highest quality aluminium extrusions for us to use in our Bespoke manufacturing on exquisite doors & windows.

Our supplier goes back over 30 years as leaders in their field and are part of an international group employing over 1500 people world wide and has a turnover in excess of £250 million.

Inspired sliding doors, our sister company Inspired garden rooms and our suppliers are committed to expert service with excellent credentials.



Colour Matched Accessories:

We are pleased to announce the launch of a new colour matching painting service for our accessory ranges. This will allow customers to offer the additional option of colour matched door furniture and hinges in any colour from the Sensations, KL or RAL palettes.

Highly resistant to corrosion and featuring a durable scratch resistant finish

Creative, innovative & protective

Introducing an inspiring range of highly versatile protective colour coatings for our innovative aluminium windows and doors, including beautifully subtle metallics, anodised finishes and contemporary colour-rich shades.

Specifically developed to provide the creative choice, flexibility and excellence required by the most demanding projects, from contemporary new builds to period homes and restoration

Highly resistant to corrosion and featuring a durable scratch resistant finish.

sensations

An exclusive range of metallic finishes that combine with a unique tactile finish, bringing style and durability to any building project. Ideal for both modern architecture and restoration projects 'sensations' broad pallet of colours and pleasing feel offer a unique finish to windows and doors. The 'sensations' colours feature excellent design qualities Highly resistant to corrosion Durable scratch resistant finish



Sand SEN003



Caramel SEN001



Mars Red SEN005



Bisque Red SEN006



Sienna Green SEN004



Cocoa Brown SEN007



Chestnut Green SEN0024



Silver Gray SEN017



Diamond Gray SEN005




Platinum Gray SEN016



Desert Gray SEN005



Antique Gray SEN015



Vulcan Black SEN014



Obsidian Black SEN013



Provence Green SEN010



Velour White SEN001



Frost White SEN002



Dune SEN007



Olive Green SEN018



Antique Green SEN012



Amazon Green SEN011

Inspiring colours and finishes for contemporary architecture & restoration projects



Steel Blue

SE.N028



Ocean Blue

SE.N007



Sky Blue

SE.N009

alchemy

Introducing an innovative new range of anodised effect colours that combine the unique style and aesthetics of anodising with the protective qualities of a high quality powder coated finish. Alchemy combines the best of anodised and powder coated finishes:

Creative: replicates the appearance of anodised finishes
Protective: durable, corrosion resistant powder coated finishes
Versatile: powder coating makes colour matching easy



Golden Beach

ALC004



Gold Pearl

ALC003



Bronze

ALC002



Silver Gray

ALC006



Titanium Gray

ALC005



Storm Gray

ALC007



Steel Gray

ALC008



Black

ALC001

naturals

Beautiful colour-rich coatings in a variety of versatile shades, the 'naturals' range offers style and protection for all your windows and doors.



Matt White

KL010



Gloss White

W01



Gloss Off White

KL011




Cream

KL001




Dark Red

KL002



Matt Brown

KL006



Gloss Dark Brown

KL007



Gray

KL012



Dark Gray

KL013



Antique Gray

KL005



Black

BL



Dark Blue

KL003



Dark Green

KL004

For technical reasons associated with print colour reproduction, the colours shown only give an indication of tone and shade. The textured, gloss and anodised paint effect printed finishes only give an impression of the final painted product and actual effects will differ. Colour references shown in the charts are for internal use only and are not suitable for colour matching with product supplied elsewhere. We recommend that you obtain a painted colour sample on aluminium plate prior to ordering. Colour samples can be obtained through your supplier.

see our sister companies **INSPIRED GARDEN ROOMS** & **M T ARCHITECTURAL CONSULTANTS**



www.inspiredgardenrooms.com



www.mtarchitectural.co.uk

Managing Director

Mark Thorley

MCIAT, MSAI, MFPWS

Mobile : 07986 453 541

Email : mark@inspiredslidingdoors.com

Construction Director

Allan Walker

Mobile : 07595 951 747

Finance & Marketing Director

Tracy Thorley

Mobile: 07986 453 540



www.inspiredslidingdoors.com

other companies within our group:

www.inspiredgardenrooms.com

www.mtarchitectural.co.uk

6D, Arrow Trading Estate, Corporation Road, Manchester, M34 5LR